

MONTHLY REPORT OF DISBURSEMENTS
For the month of December 2025

Department : State Universities and Colleges (SUCs)
 Agency/Entity : Negros Oriental State University
 Operating Unit : < not applicable >
 Organization Code (UACS) : 08 072 0000000
 Fund Cluster : 01 - Regular Agency Fund
 (e.g. UACS Fund Cluster: 01-Regular Agency Fund, 02-Foreign Assisted Projects Fund, 03-Special Account-Locally Funded/Domestic Grants Fund, etc.)

Particulars	Current Year Budget						Prior Year's Budget						Trust Liabilities				Grand Total					Remarks						
	PS	MOOE	FinEx	CO	TOTAL	Prior Year's Accounts Payable					Current Year's Accounts Payable					SUB-TOTAL	PS	MOOE	CO	TOTAL	PS		MOOE	FinEx	CO	TOTAL		
						PS	MOOE	FinEx	CO	Sub-Total	PS	MOOE	FinEx	CO	Sub-Total												17=(11+16)	18=(6+17)
	1	2	3	4	5	6=(2+3+4+5)	7	8	9	10	11=(7+8+9+10)	12	13	14	15	16=	17	18	19	20	21		22	23	24	25	26	27
CASH DISBURSEMENTS	80,664,439.26	99,129,953.84	0.00	0.00	179,794,393.10	0.00	0.00	0.00	0.00	0.00	0.00	0.00	0.00	0.00	0.00	0.00	0.00	179,794,393.10	0.00	0.00	0.00	0.00	80,664,439.26	99,129,953.84	0.00	0.00	179,794,393.10	
Notice of Cash Allocation (NCA)	80,664,439.26	99,129,953.84	0.00	0.00	179,794,393.10	0.00	0.00	0.00	0.00	0.00	0.00	0.00	0.00	0.00	0.00	0.00	0.00	179,794,393.10	0.00	0.00	0.00	0.00	80,664,439.26	99,129,953.84	0.00	0.00	179,794,393.10	
MDS Checks Issued	77,283,435.82	95,746,394.80	0.00	0.00	173,029,830.62	0.00	0.00	0.00	0.00	0.00	0.00	0.00	0.00	0.00	0.00	0.00	0.00	173,029,830.62	0.00	0.00	0.00	0.00	77,283,435.82	95,746,394.80	0.00	0.00	173,029,830.62	
Advice to Debit Account	3,381,003.44	3,383,559.04	0.00	0.00	6,764,562.48	0.00	0.00	0.00	0.00	0.00	0.00	0.00	0.00	0.00	0.00	0.00	0.00	6,764,562.48	0.00	0.00	0.00	0.00	3,381,003.44	3,383,559.04	0.00	0.00	6,764,562.48	
Notice of Transfer Allocations (NTA)	0.00	0.00	0.00	0.00	0.00	0.00	0.00	0.00	0.00	0.00	0.00	0.00	0.00	0.00	0.00	0.00	0.00	0.00	0.00	0.00	0.00	0.00	0.00	0.00	0.00	0.00	0.00	0.00
MDS Checks Issued	0.00	0.00	0.00	0.00	0.00	0.00	0.00	0.00	0.00	0.00	0.00	0.00	0.00	0.00	0.00	0.00	0.00	0.00	0.00	0.00	0.00	0.00	0.00	0.00	0.00	0.00	0.00	0.00
Advice to Debit Account	0.00	0.00	0.00	0.00	0.00	0.00	0.00	0.00	0.00	0.00	0.00	0.00	0.00	0.00	0.00	0.00	0.00	0.00	0.00	0.00	0.00	0.00	0.00	0.00	0.00	0.00	0.00	0.00
Working Fund for FAPs	0.00	0.00	0.00	0.00	0.00	0.00	0.00	0.00	0.00	0.00	0.00	0.00	0.00	0.00	0.00	0.00	0.00	0.00	0.00	0.00	0.00	0.00	0.00	0.00	0.00	0.00	0.00	0.00
Cash Disbursement Ceiling (CDC)	0.00	0.00	0.00	0.00	0.00	0.00	0.00	0.00	0.00	0.00	0.00	0.00	0.00	0.00	0.00	0.00	0.00	0.00	0.00	0.00	0.00	0.00	0.00	0.00	0.00	0.00	0.00	0.00
TOTAL CASH DISBURSEMENTS	80,664,439.26	99,129,953.84	0.00	0.00	179,794,393.10	0.00	0.00	0.00	0.00	0.00	0.00	0.00	0.00	0.00	0.00	0.00	0.00	179,794,393.10	0.00	0.00	0.00	0.00	80,664,439.26	99,129,953.84	0.00	0.00	179,794,393.10	
NON-CASH DISBURSEMENTS	1,627,457.11	132,864.49	0.00	0.00	1,760,321.60	0.00	0.00	0.00	0.00	0.00	0.00	0.00	0.00	0.00	0.00	0.00	0.00	1,760,321.60	0.00	0.00	0.00	0.00	1,627,457.11	132,864.49	0.00	0.00	1,760,321.60	
Tax Remittance Advices Issued (TRA)	1,627,457.11	132,864.49	0.00	0.00	1,760,321.60	0.00	0.00	0.00	0.00	0.00	0.00	0.00	0.00	0.00	0.00	0.00	0.00	1,760,321.60	0.00	0.00	0.00	0.00	1,627,457.11	132,864.49	0.00	0.00	1,760,321.60	
Non-Cash Availment Authority (NCAA)	0.00	0.00	0.00	0.00	0.00	0.00	0.00	0.00	0.00	0.00	0.00	0.00	0.00	0.00	0.00	0.00	0.00	0.00	0.00	0.00	0.00	0.00	0.00	0.00	0.00	0.00	0.00	0.00
Disbursements effected through outright deductions from claims (please specify...)	0.00	0.00	0.00	0.00	0.00	0.00	0.00	0.00	0.00	0.00	0.00	0.00	0.00	0.00	0.00	0.00	0.00	0.00	0.00	0.00	0.00	0.00	0.00	0.00	0.00	0.00	0.00	0.00
Overpayment of expenses(e.g. personnel benefits)	0.00	0.00	0.00	0.00	0.00	0.00	0.00	0.00	0.00	0.00	0.00	0.00	0.00	0.00	0.00	0.00	0.00	0.00	0.00	0.00	0.00	0.00	0.00	0.00	0.00	0.00	0.00	0.00
Restitution for loss of government property	0.00	0.00	0.00	0.00	0.00	0.00	0.00	0.00	0.00	0.00	0.00	0.00	0.00	0.00	0.00	0.00	0.00	0.00	0.00	0.00	0.00	0.00	0.00	0.00	0.00	0.00	0.00	0.00
Liquidated damages and similar claims	0.00	0.00	0.00	0.00	0.00	0.00	0.00	0.00	0.00	0.00	0.00	0.00	0.00	0.00	0.00	0.00	0.00	0.00	0.00	0.00	0.00	0.00	0.00	0.00	0.00	0.00	0.00	0.00
Others (TEF, BTr, Documentary Stamp Tax, etc.)	0.00	0.00	0.00	0.00	0.00	0.00	0.00	0.00	0.00	0.00	0.00	0.00	0.00	0.00	0.00	0.00	0.00	0.00	0.00	0.00	0.00	0.00	0.00	0.00	0.00	0.00	0.00	0.00
TOTAL NON-CASH DISBURSEMENTS	1,627,457.11	132,864.49	0.00	0.00	1,760,321.60	0.00	0.00	0.00	0.00	0.00	0.00	0.00	0.00	0.00	0.00	0.00	0.00	1,760,321.60	0.00	0.00	0.00	0.00	1,627,457.11	132,864.49	0.00	0.00	1,760,321.60	
GRAND TOTAL	82,291,896.37	99,262,818.33	0.00	0.00	181,554,714.70	0.00	0.00	0.00	0.00	0.00	0.00	0.00	0.00	0.00	0.00	0.00	0.00	181,554,714.70	0.00	0.00	0.00	0.00	82,291,896.37	99,262,818.33	0.00	0.00	181,554,714.70	


SUMMARY

Particulars	Previous Report	This Month	As at Date
(1)	(2)	(3)	(4)
Total Disbursement Authorities Received	973,174,465.97	162,225,378.60	1,135,399,844.57
NCA	940,368,585.00	160,465,057.00	1,100,833,642.00
NTA	0.00	0.00	0.00
Working Fund	0.00	0.00	0.00
TRA	32,805,880.97	1,760,321.60	34,566,202.57
CDC	0.00	0.00	0.00
NCAA	0.00	0.00	0.00
Less: Notice of Transfer of Allocations (NTA)* issued	0.00	0.00	0.00
Total Disbursement Authorities Available	973,174,465.97	162,225,378.60	1,135,399,844.57
Less:	0.00	0.00	0.00
Lapsed NCA	59,557,628.11	0.00	59,557,628.11
Disbursements	0.00	0.00	0.00
Less: Other Non-Cash Disbursements	0.00	0.00	0.00
Disbursements effected through outright deductions from claims	0.00	0.00	0.00
Overpayment of expenses(e.g. personnel benefits)	0.00	0.00	0.00
Restitution for loss of government property	0.00	0.00	0.00
Liquidated damages and similar claims	0.00	0.00	0.00
Others (e.g. TEF, BTr, Docs Stamp, etc.)	0.00	0.00	0.00
Add/Less: Adjustments (e.g. cancelled/staled checks)	0.00	0.00	0.00
Balance of Disbursement Authorities as at date	913,616,837.86	162,225,378.60	1,075,842,216.46
Total Disbursements Program	973,174,465.97	162,225,378.60	1,135,399,844.57
Less: *Actual Disbursements	923,399,398.12	181,554,714.70	1,104,924,112.82
(Over)/Under spending	49,805,067.85	(19,329,336.10)	30,475,731.75

Notes: * The use of NTA is discouraged
 Notes: ** Amounts should tally with the grand total disbursement (column 27).

Certified Correct:

MAURICE ANAVER B. DORDADO, CPA
 University Chief Accountant
 Date: January 8, 2026

Recommending Approval:

RENE BOY A. CATUBIG, CPA, MBA
 Chief Administration Officer- Finance
 Date: January 8, 2026

Approved By:

NOEL MARJON E. YASI, Psy.D
 University President
 Date: January 8, 2026

MONTHLY REPORT OF DISBURSEMENTS
For the month of November 2025


Department : State Universities and Colleges (SUCs)
 Agency/Entity : Negros Oriental State University
 Operating Unit : < not applicable >
 Organization Code (UACS) : 08 072 0000000
 Fund Cluster : 01 - Regular Agency Fund
 (e.g. UACS Fund Cluster: 01-Regular Agency Fund, 02-Foreign Assisted Projects Fund, 03-Special Account-Locally Funded/Domestic Grants Fund, etc.)


Particulars	Current Year Budget					Prior Year's Budget											SUB-TOTAL	Trust Liabilities				Grand Total					Remarks			
	PS	MOOE	FinEx	CO	TOTAL	Prior Year's Accounts Payable					Current Year's Accounts Payable					TOTAL		PS	MOOE	CO	TOTAL	PS	MOOE	FinEx	CO	TOTAL				
						PS	MOOE	FinEx	CO	Sub-Total	PS	MOOE	FinEx	CO	Sub-Total													17=(11+16)	18=(6+17)	19
CASH DISBURSEMENTS	66,657,951.97	5,006,731.82	0.00	0.00	71,664,683.79	0.00	276.13	0.00	0.00	276.13	0.00	0.00	0.00	0.00	0.00	276.13	71,664,959.92	0.00	0.00	0.00	0.00	66,657,951.97	5,007,007.95	0.00	0.00	71,664,959.92				
Notice of Cash Allocation (NCA)	66,657,951.97	5,006,731.82	0.00	0.00	71,664,683.79	0.00	276.13	0.00	0.00	276.13	0.00	0.00	0.00	0.00	0.00	276.13	71,664,959.92	0.00	0.00	0.00	0.00	66,657,951.97	5,007,007.95	0.00	0.00	71,664,959.92				
MDS Checks Issued	65,451,329.61	1,601,565.08	0.00	0.00	67,052,894.69	0.00	276.13	0.00	0.00	276.13	0.00	0.00	0.00	0.00	0.00	276.13	67,053,170.82	0.00	0.00	0.00	0.00	65,451,329.61	1,601,841.21	0.00	0.00	67,053,170.82				
Advice to Debit Account	1,206,622.36	3,405,166.74	0.00	0.00	4,611,789.10	0.00	0.00	0.00	0.00	0.00	0.00	0.00	0.00	0.00	0.00	4,611,789.10	4,611,789.10	0.00	0.00	0.00	0.00	1,206,622.36	3,405,166.74	0.00	0.00	4,611,789.10				
Notice of Transfer Allocations (NTA)	0.00	0.00	0.00	0.00	0.00	0.00	0.00	0.00	0.00	0.00	0.00	0.00	0.00	0.00	0.00	0.00	0.00	0.00	0.00	0.00	0.00	0.00	0.00	0.00	0.00	0.00	0.00			
MDS Checks Issued	0.00	0.00	0.00	0.00	0.00	0.00	0.00	0.00	0.00	0.00	0.00	0.00	0.00	0.00	0.00	0.00	0.00	0.00	0.00	0.00	0.00	0.00	0.00	0.00	0.00	0.00	0.00	0.00		
Advice to Debit Account	0.00	0.00	0.00	0.00	0.00	0.00	0.00	0.00	0.00	0.00	0.00	0.00	0.00	0.00	0.00	0.00	0.00	0.00	0.00	0.00	0.00	0.00	0.00	0.00	0.00	0.00	0.00	0.00		
Working Fund for FAPs	0.00	0.00	0.00	0.00	0.00	0.00	0.00	0.00	0.00	0.00	0.00	0.00	0.00	0.00	0.00	0.00	0.00	0.00	0.00	0.00	0.00	0.00	0.00	0.00	0.00	0.00	0.00	0.00		
Cash Disbursement Ceiling (CDC)	0.00	0.00	0.00	0.00	0.00	0.00	0.00	0.00	0.00	0.00	0.00	0.00	0.00	0.00	0.00	0.00	0.00	0.00	0.00	0.00	0.00	0.00	0.00	0.00	0.00	0.00	0.00	0.00		
TOTAL CASH DISBURSEMENTS	66,657,951.97	5,006,731.82	0.00	0.00	71,664,683.79	0.00	276.13	0.00	0.00	276.13	0.00	0.00	0.00	0.00	0.00	276.13	71,664,959.92	0.00	0.00	0.00	0.00	66,657,951.97	5,007,007.95	0.00	0.00	71,664,959.92				
NON-CASH DISBURSEMENTS	3,101,366.95	136,518.14	0.00	0.00	3,237,885.09	0.00	18.67	0.00	0.00	18.67	0.00	0.00	0.00	0.00	0.00	18.67	3,237,903.76	0.00	0.00	0.00	0.00	3,101,366.95	136,536.81	0.00	0.00	3,237,903.76				
Tax Remittance Advices Issued (TRA)	3,101,366.95	136,518.14	0.00	0.00	3,237,885.09	0.00	18.67	0.00	0.00	18.67	0.00	0.00	0.00	0.00	0.00	18.67	3,237,903.76	0.00	0.00	0.00	0.00	3,101,366.95	136,536.81	0.00	0.00	3,237,903.76				
Non-Cash Availment Authority (NCAA)	0.00	0.00	0.00	0.00	0.00	0.00	0.00	0.00	0.00	0.00	0.00	0.00	0.00	0.00	0.00	0.00	0.00	0.00	0.00	0.00	0.00	0.00	0.00	0.00	0.00	0.00	0.00	0.00		
Disbursements effected through outright deductions from claims (please specify...)	0.00	0.00	0.00	0.00	0.00	0.00	0.00	0.00	0.00	0.00	0.00	0.00	0.00	0.00	0.00	0.00	0.00	0.00	0.00	0.00	0.00	0.00	0.00	0.00	0.00	0.00	0.00	0.00		
Overpayment of expenses (e.g. personnel benefits)	0.00	0.00	0.00	0.00	0.00	0.00	0.00	0.00	0.00	0.00	0.00	0.00	0.00	0.00	0.00	0.00	0.00	0.00	0.00	0.00	0.00	0.00	0.00	0.00	0.00	0.00	0.00	0.00	0.00	
Restitution for loss of government property	0.00	0.00	0.00	0.00	0.00	0.00	0.00	0.00	0.00	0.00	0.00	0.00	0.00	0.00	0.00	0.00	0.00	0.00	0.00	0.00	0.00	0.00	0.00	0.00	0.00	0.00	0.00	0.00	0.00	
Liquidated damages and similar claims	0.00	0.00	0.00	0.00	0.00	0.00	0.00	0.00	0.00	0.00	0.00	0.00	0.00	0.00	0.00	0.00	0.00	0.00	0.00	0.00	0.00	0.00	0.00	0.00	0.00	0.00	0.00	0.00	0.00	
Others (TEF, BTR, Documentary Stamp Tax, etc.)	0.00	0.00	0.00	0.00	0.00	0.00	0.00	0.00	0.00	0.00	0.00	0.00	0.00	0.00	0.00	0.00	0.00	0.00	0.00	0.00	0.00	0.00	0.00	0.00	0.00	0.00	0.00	0.00	0.00	
TOTAL NON-CASH DISBURSEMENTS	3,101,366.95	136,518.14	0.00	0.00	3,237,885.09	0.00	18.67	0.00	0.00	18.67	0.00	0.00	0.00	0.00	0.00	18.67	3,237,903.76	0.00	0.00	0.00	0.00	3,101,366.95	136,536.81	0.00	0.00	3,237,903.76				
GRAND TOTAL	69,759,318.92	5,143,249.96	0.00	0.00	74,902,568.88	0.00	294.80	0.00	0.00	294.80	0.00	0.00	0.00	0.00	0.00	294.80	74,902,863.68	0.00	0.00	0.00	0.00	69,759,318.92	5,143,544.76	0.00	0.00	74,902,863.68				


SUMMARY

Particulars	Previous Report	This Month	As at Date
(1)	(2)	(3)	(4)
Total Disbursement Authorities Received	895,333,835.21	77,840,630.76	973,174,465.97
NCA	865,765,858.00	74,602,727.00	940,368,585.00
NTA	0.00	0.00	0.00
Working Fund	0.00	0.00	0.00
TRA	29,567,977.21	3,237,903.76	32,805,880.97
CDC	0.00	0.00	0.00
NCAA	0.00	0.00	0.00
Less: Notice of Transfer of Allocations (NTA)* issued	0.00	0.00	0.00
Total Disbursement Authorities Available	895,333,835.21	77,840,630.76	973,174,465.97
Less:	0.00	0.00	0.00
Lapsed NCA	59,557,628.11	0.00	59,557,628.11
Disbursements	0.00	0.00	0.00
Less: Other Non-Cash Disbursements	0.00	0.00	0.00
Disbursements effected through outright deductions from claims	0.00	0.00	0.00
Overpayment of expenses (e.g. personnel benefits)	0.00	0.00	0.00
Restitution for loss of government property	0.00	0.00	0.00
Liquidated damages and similar claims	0.00	0.00	0.00
Others (e.g. TEF, BTR, Docs Stamp, etc.)	0.00	0.00	0.00
Add/Less Adjustments (e.g. cancelled/staled checks)	0.00	0.00	0.00
Balance of Disbursement Authorities as at date	835,776,207.10	77,840,630.76	913,616,837.86
Total Disbursements Program	895,333,835.21	77,840,630.76	973,174,465.97
Less: *Actual Disbursements	848,466,534.44	74,902,863.68	923,369,398.12
(Over)/Under spending	46,867,300.77	2,937,767.08	49,805,067.85

Notes: * The use of NTA is discouraged
 Notes: ** Amounts should tally with the grand total disbursement (column 27).

Certified Correct:

MAURICE ANAVER B. DORDADO, CPA
 University Chief Accountant
 Date: December 9, 2025

Recommending Approval:

RENE BOY A. CATUBIG, CPA, MBA
 Chief Administrative Officer - Finance
 Date: December 9, 2025

Approved By:

NOEL MARJON E. YASI, Psy.D
 University President
 Date: December 9, 2025

MONTHLY REPORT OF DISBURSEMENTS
For the month of October 2025


Department : State Universities and Colleges (SUCs)
Agency/Entity : Negros Oriental State University
Operating Unit : < not applicable >
Organization Code (UACS) : 08 072 000000
Fund Cluster : 01 - Regular Agency Fund
(e.g. UACS Fund Cluster: 01-Regular Agency Fund, 02-Foreign Assisted Projects Fund, 03-Special Account-Locally Funded/Domestic Grants Fund, etc.)


Particulars	Current Year Budget					Prior Year's Budget											SUB-TOTAL	Trust Liabilities				Grand Total					Remarks		
	PS	MOOE	FinEx	CO	TOTAL	Prior Year's Accounts Payable					Current Year's Accounts Payable					TOTAL		PS	MOOE	CO	TOTAL	PS	MOOE	FinEx	CO	TOTAL			
						PS	MOOE	FinEx	CO	Sub-Total	PS	MOOE	FinEx	CO	Sub-Total													PS	MOOE
1	2	3	4	5	6=(2+3+4+5)	7	8	9	10	11=(7+8+9)	12	13	14	15	16=	17=(11+16)	18=(6+17)	19	20	21	22=(19+20)	23	24	25	26	27=(23+24+25+26)	28		
CASH DISBURSEMENTS	22,194,015.79	174,547,360.86	0.00	0.00	196,741,376.65	0.00	0.00	0.00	0.00	0.00	0.00	0.00	0.00	0.00	0.00	0.00	196,741,376.65	0.00	0.00	0.00	0.00	22,194,015.79	174,547,360.86	0.00	0.00	196,741,376.65			
Notice of Cash Allocation (NCA)	22,194,015.79	174,547,360.86	0.00	0.00	196,741,376.65	0.00	0.00	0.00	0.00	0.00	0.00	0.00	0.00	0.00	0.00	0.00	196,741,376.65	0.00	0.00	0.00	0.00	22,194,015.79	174,547,360.86	0.00	0.00	196,741,376.65			
MDS Checks Issued	20,394,470.71	173,435,422.81	0.00	0.00	193,829,893.52	0.00	0.00	0.00	0.00	0.00	0.00	0.00	0.00	0.00	0.00	0.00	193,829,893.52	0.00	0.00	0.00	0.00	20,394,470.71	173,435,422.81	0.00	0.00	193,829,893.52			
Advice to Debit Account	1,799,545.08	1,111,938.05	0.00	0.00	2,911,483.13	0.00	0.00	0.00	0.00	0.00	0.00	0.00	0.00	0.00	0.00	0.00	2,911,483.13	0.00	0.00	0.00	0.00	1,799,545.08	1,111,938.05	0.00	0.00	2,911,483.13			
Notice of Transfer Allocations (NTA)	0.00	0.00	0.00	0.00	0.00	0.00	0.00	0.00	0.00	0.00	0.00	0.00	0.00	0.00	0.00	0.00	0.00	0.00	0.00	0.00	0.00	0.00	0.00	0.00	0.00	0.00	0.00		
MDS Checks Issued	0.00	0.00	0.00	0.00	0.00	0.00	0.00	0.00	0.00	0.00	0.00	0.00	0.00	0.00	0.00	0.00	0.00	0.00	0.00	0.00	0.00	0.00	0.00	0.00	0.00	0.00	0.00	0.00	
Advice to Debit Account	0.00	0.00	0.00	0.00	0.00	0.00	0.00	0.00	0.00	0.00	0.00	0.00	0.00	0.00	0.00	0.00	0.00	0.00	0.00	0.00	0.00	0.00	0.00	0.00	0.00	0.00	0.00	0.00	
Working Fund for FAPs	0.00	0.00	0.00	0.00	0.00	0.00	0.00	0.00	0.00	0.00	0.00	0.00	0.00	0.00	0.00	0.00	0.00	0.00	0.00	0.00	0.00	0.00	0.00	0.00	0.00	0.00	0.00	0.00	
Cash Disbursement Ceiling (CDC)	0.00	0.00	0.00	0.00	0.00	0.00	0.00	0.00	0.00	0.00	0.00	0.00	0.00	0.00	0.00	0.00	0.00	0.00	0.00	0.00	0.00	0.00	0.00	0.00	0.00	0.00	0.00	0.00	
TOTAL CASH DISBURSEMENTS	22,194,015.79	174,547,360.86	0.00	0.00	196,741,376.65	0.00	0.00	0.00	0.00	0.00	0.00	0.00	0.00	0.00	0.00	0.00	196,741,376.65	0.00	0.00	0.00	0.00	22,194,015.79	174,547,360.86	0.00	0.00	196,741,376.65			
NON-CASH DISBURSEMENTS	2,954,337.74	50,809.41	0.00	0.00	3,005,147.15	0.00	0.00	0.00	0.00	0.00	0.00	0.00	0.00	0.00	0.00	0.00	3,005,147.15	0.00	0.00	0.00	0.00	2,954,337.74	50,809.41	0.00	0.00	3,005,147.15			
Tax Remittance Advices Issued (TRA)	2,954,337.74	50,809.41	0.00	0.00	3,005,147.15	0.00	0.00	0.00	0.00	0.00	0.00	0.00	0.00	0.00	0.00	0.00	3,005,147.15	0.00	0.00	0.00	0.00	2,954,337.74	50,809.41	0.00	0.00	3,005,147.15			
Non-Cash Availment Authority (NCAA)	0.00	0.00	0.00	0.00	0.00	0.00	0.00	0.00	0.00	0.00	0.00	0.00	0.00	0.00	0.00	0.00	0.00	0.00	0.00	0.00	0.00	0.00	0.00	0.00	0.00	0.00	0.00	0.00	
Disbursements effected through outright deductions from claims (please specify...)	0.00	0.00	0.00	0.00	0.00	0.00	0.00	0.00	0.00	0.00	0.00	0.00	0.00	0.00	0.00	0.00	0.00	0.00	0.00	0.00	0.00	0.00	0.00	0.00	0.00	0.00	0.00	0.00	
Overpayment of expenses(e.g. personnel benefits)	0.00	0.00	0.00	0.00	0.00	0.00	0.00	0.00	0.00	0.00	0.00	0.00	0.00	0.00	0.00	0.00	0.00	0.00	0.00	0.00	0.00	0.00	0.00	0.00	0.00	0.00	0.00	0.00	
Restitution for loss of government property	0.00	0.00	0.00	0.00	0.00	0.00	0.00	0.00	0.00	0.00	0.00	0.00	0.00	0.00	0.00	0.00	0.00	0.00	0.00	0.00	0.00	0.00	0.00	0.00	0.00	0.00	0.00	0.00	
Liquidated damages and similar claims	0.00	0.00	0.00	0.00	0.00	0.00	0.00	0.00	0.00	0.00	0.00	0.00	0.00	0.00	0.00	0.00	0.00	0.00	0.00	0.00	0.00	0.00	0.00	0.00	0.00	0.00	0.00	0.00	
Others (TEF, BTr, Documentary Stamp Tax, etc.)	0.00	0.00	0.00	0.00	0.00	0.00	0.00	0.00	0.00	0.00	0.00	0.00	0.00	0.00	0.00	0.00	0.00	0.00	0.00	0.00	0.00	0.00	0.00	0.00	0.00	0.00	0.00	0.00	
TOTAL NON-CASH DISBURSEMENTS	2,954,337.74	50,809.41	0.00	0.00	3,005,147.15	0.00	0.00	0.00	0.00	0.00	0.00	0.00	0.00	0.00	0.00	0.00	3,005,147.15	0.00	0.00	0.00	0.00	2,954,337.74	50,809.41	0.00	0.00	3,005,147.15			
GRAND TOTAL	25,148,353.53	174,598,170.27	0.00	0.00	199,746,523.80	0.00	0.00	0.00	0.00	0.00	0.00	0.00	0.00	0.00	0.00	0.00	199,746,523.80	0.00	0.00	0.00	0.00	25,148,353.53	174,598,170.27	0.00	0.00	199,746,523.80			


SUMMARY

Particulars (1)	Previous Report (2)	This Month (3)	As at Date (4)
Total Disbursement Authorities Received	679,194,968.06	216,138,867.15	895,333,835.21
NCA	652,632,138.00	213,133,720.00	865,765,858.00
NTA	0.00	0.00	0.00
Working Fund	0.00	0.00	0.00
TRA	26,562,830.06	3,005,147.15	29,567,977.21
CDC	0.00	0.00	0.00
NCAA	0.00	0.00	0.00
Less: Notice of Transfer of Allocations (NTA)* issued	0.00	0.00	0.00
Total Disbursement Authorities Available	679,194,968.06	216,138,867.15	895,333,835.21
Less:	0.00	0.00	0.00
Lapsed NCA	30,474,957.42	29,082,670.69	59,557,628.11
Disbursements	0.00	0.00	0.00
Less: Other Non-Cash Disbursements	0.00	0.00	0.00
Disbursements effected through outright deductions from claims	0.00	0.00	0.00
Overpayment of expenses(e.g. personnel benefits)	0.00	0.00	0.00
Restitution for loss of government property	0.00	0.00	0.00
Liquidated damages and similar claims	0.00	0.00	0.00
Others (e.g. TEF, BTr, Docs Stamp, etc.)	0.00	0.00	0.00
Add/Less: Adjustments (e.g. canceled/staled checks)	0.00	0.00	0.00
Balance of Disbursement Authorities as at date	648,720,010.64	187,056,196.46	835,776,207.10
Total Disbursements Program	679,194,968.06	216,138,867.15	895,333,835.21
Less: *Actual Disbursements	648,720,010.64	199,746,523.80	848,466,534.44
(Over)/Under spending	30,474,957.42	16,392,343.35	46,867,300.77

Notes: * The use of NTA is discouraged
Notes: ** Amounts should tally with the grand total disbursement (column 27).

Certified Correct:

MAURICE ANAVER B. DORDADO, CPA
University Chief Accountant
Date: November 7, 2025

Recommending Approval:

RENE BOY A. CATUBIG, CPA, MBA
Chief Administrative Officer - Finance
Date: November 7, 2025

Approved By:

NOEL MARJON E. YASI, Psy.D
University President
Date: November 7, 2025